

River City **RIVAL SHOWDOWN**

Online Manual



Story

What do you call a guy who's mastered brawling and sports,
with a soft spot for the ladies and a heart of gold?
That's right... The River City renegade, Kuniol!

Our story unfolds over 4 tumultuous days
of battles across the town of Yumemicho.

Take down the ruffians standing before Kuniol and Riki
and put a stop to Reiho Academy's devious schemes of domination!

Controls (Nintendo Switch)



For Menu Screens

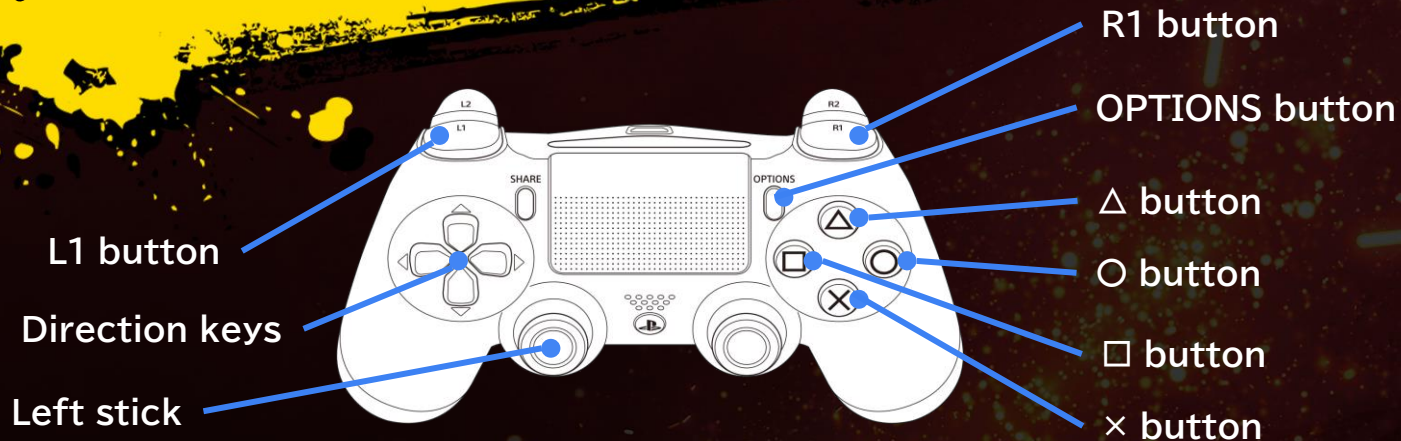
| | |
|--------------------------|-------------------------------|
| Direction button/L stick | : Move cursor |
| A button | : Confirm |
| B button | : Cancel |
| X button | : Switch display/remove skill |
| Y button | : Swap skill |
| L/R button | : Switch page |

During Play

| | |
|--------------------------|--------------------------------|
| Direction button/L stick | : Move |
| A button | : Pick up item/grab enemy/talk |
| B button | : Jump |
| X button | : Kick |
| Y button | : Punch |
| L button | : Guard |
| R button | : Dash |
| + button | : Pause menu |

Controls

(PlayStation®4)



For Menu Screens

| | |
|--------------------------|-------------------------------|
| Direction key/left stick | : Move cursor |
| ○ button | : Confirm |
| × button | : Cancel |
| Δ button | : Switch display/remove skill |
| □ button | : Swap skill |
| L1/R1 button | : Switch page |

During Play

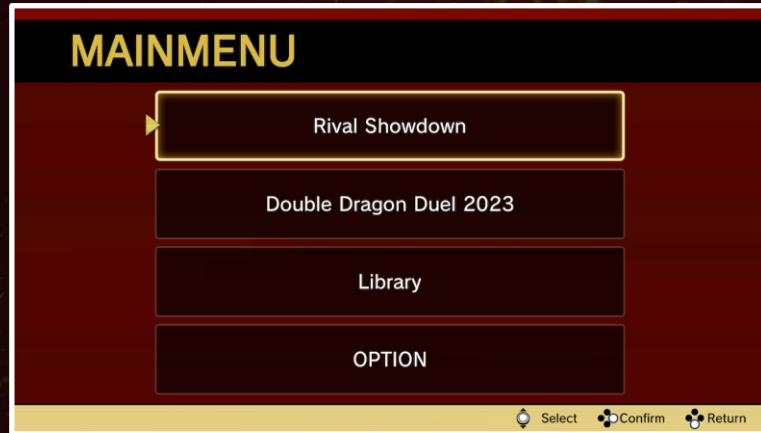
| | |
|--------------------------|--------------------------------|
| Direction key/left stick | : Movement |
| ○ button | : Pick up item/grab enemy/talk |
| × button | : Jump |
| Δ button | : Kick |
| □ button | : Punch |
| L1 button | : Guard |
| R1 button | : Dash |
| OPTIONS button | : Pause menu |

Getting Started



Title Screen

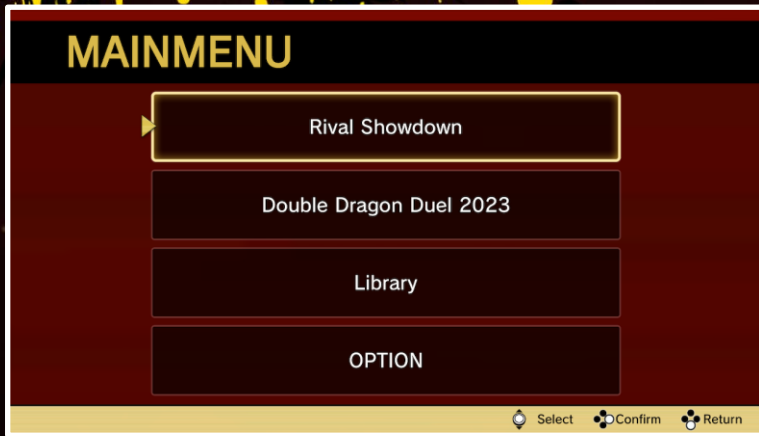
Push the L button and R button together to start the game.



Main Menu

Choose from the selection of game modes shown here.

Game Modes



The Main Menu shows your options for game modes to explore. Select one and dive in!

Library

Learn all about the characters, special attacks, and more. Unlocked after beating the main story.

Rival Showdown

The main game story.

Choose multi-player to make your way through the story with a friend.

River City: Yamada's Side

Follow the events leading up to the main story through the eyes of the final boss, Yamada. Meeting certain conditions in Rival Showdown unlocks this mode.

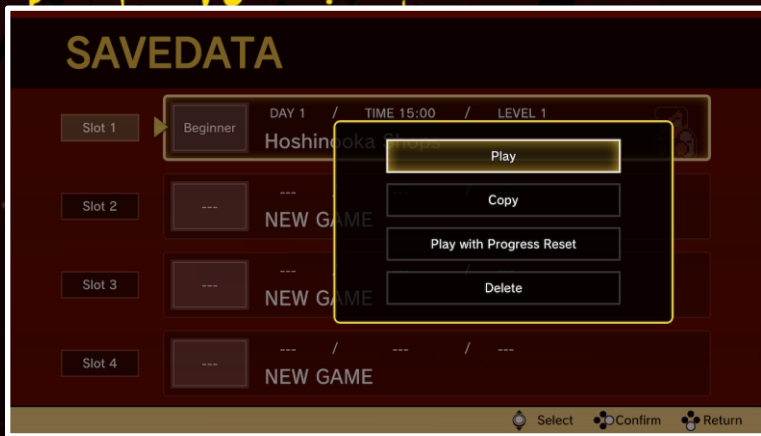
Double Dragon Duel 2023

Face off against opponents in a 2D fighting game inspired mini-game.

Options

Change the game and environment settings here.

Save/Load



You can save and load data for the Rival Showdown mode. Select Rival Showdown from the Main Menu, then either create a new save file or select from the list.

Select File

These are the slots for save files. You can create a maximum of 4.

[Play] Start the game.

[Copy] Copy the save file.

[Play with Progress Reset] Reset story progress for the save file while maintaining the player data.

[Delete] Delete the save file.

Saving

You can save your game at the Net Cafes found throughout the town. Make sure to save often to avoid losing your progress!

Making Progress



Spent the 3 Days Your Own Way!

You have 3 days before things go down. The story's conclusion depends on how you choose to spend them. For starters, try out everything you can and see where it leads you. Multiple playthroughs reward you with more money and gear.

Explore Every Nook and Cranny!

The setting of our tale, Yumemicho, has its fair share of problems. Explore thoroughly and pick up intel from the people you meet. You might find out something good... or even run into the rumored Mystery Shop!

⚠️ Help, I'm Stuck! ⚠️

When you're stuck and uncertain what to do, try visiting places marked with the "!" icon on the map or talking to NPCs with the "!" icon overhead. You may just trigger a new event.



Game HUD



During Play

- ① Player character : Character controlled by player
- ② Current time : Current in-game time and day
- ③ Area icon : Shows location of next area(s)
- ④ EXP meter : Current accumulated EXP
- ⑤ Player icon : Shows current character
- ⑥ Level : Character's current level
- ⑦ HP bar : Current remaining HP
- ⑧ SP bar : Current remaining SP
- ⑨ Current funds : Total money on hand

Pause Menu



【 Status 】

A list of the player character's stats. Go here to assign stat points gained when leveling up to your stats of choice.

【 Map 】

A map showing all of Yumemicho. You can travel directly to the major areas via taxi. Ongoing and completed events are also displayed here. The taxi takes 5 minutes and costs 800 yen, no matter your destination.

【 Item 】

A list of all consumable items in your inventory. Select an item to use it.

【 Equip 】

A list of all gear in your inventory. Put on your favorite gear for each category.

【 Skill 】

A list of all skills in-use. You gain access to skills after setting them in a slot here once learned. Skills in higher slots receive priority and will trigger instead of skills with the same command in lower slots.

【 Option 】

Change game and environment settings here.

Local Shops



【 Convenience Stores 】

Buy Rice Balls and other healing items here.



【 Drugstore 】

Buy boosters and other items with unique effects here.



【 Restaurants 】

Eat up and recover HP/SP with temporary stat boosts.



【 Irie Warehouse 】

Buy some rare gear or sell old ones here. Their wares change every day.



【 Bookstores 】

Buy books here to learn new skills.



【 Spa 】

Take a soak to recover and increase your max HP/SP.



【 Net Cafes 】

Save or pass time until the next day here.



【 Clothing Stores 】

Buy gear here.

Bonus Stories



River City: Yamada's Side

Finishing the main story under certain conditions unlocks this bonus mode. Take control of the final boss Yamada to knock out one tough guy after the next! Experience for yourself how Yamada dominates Reiho Academy and executes his scheme.



Riki's Story

Unlock these events throughout the main story by beating Yamada's Side. Take a peek behind the scenes and follow Riki's search for his missing girlfriend Mami.

* Save data from River City Saga: Three Kingdoms unlocks this story from game start

Mini-game



Double Dragon Duel 2023

Choose your fighter from the roster of 14 (with 2 secret characters) and dive into some 2D fighting action. Face off against another player or make your way through the single-player tournament. (Supports online play)

Controls

The controls are mostly the same as the main game, with some different mechanics:

- Using skills does not deplete SP (no SP gauge)
- Nekketsu Counter is not available
- Ultra moves can be used only once when at below 50% HP

How Do I Get the Secret Characters?



Beating the game under certain conditions triggers fights with the secret characters. Win the fight to unlock them. Try making it through the tournament without losing, or maybe getting a high score to face off against the secret characters!

HERE COMES A NEW CHALLENGER



For Inquiries Regarding this Game:

【Customer Support】

**〒222-0033 Yokohama City, Kohoku-ku, Shinyokohama 2-3-9
Shinyokohama Kaneko Building**

【Online Support】

<http://arcsystemworks.jp/support>

* We cannot respond to inquiries about game strategy.

* We do not condone unauthorized replication, sale, or business use of this title.

© ARC SYSTEM WORKS